



**Superior Industries International**

**North American Leader,  
Manufacturing Aluminum Wheels for Light Vehicles**

January 2015

# Forward Looking Statements

This presentation contains statements that are forward-looking statements within the meaning of the Private Securities Litigation Reform Act of 1995. Forward looking statements include all statements that do not relate solely to historical or current facts and can generally be identified by the use of future dates or words such as “may”, “should”, “could”, “will,” “expects“, “seeks to“, “anticipates“, “plans“, “believes“, “estimates“, “intends“, “intends“, “predicts“, “projects“, “potential“, “continue” or “forecasts“ or the negative of such terms and other comparable terminology. These statements also include, but are not limited to, the 2015 outlook and projections for reported net sales, value-added sales, EBITDA margin, value added margin, capital expenditures, the change in working capital and North American light vehicle production, as well as enhancing global competitiveness of the wheel business, enhancing shareholder returns, fostering a culture of innovative technology, improving investor knowledge through improved outreach and communication and evaluating all opportunities to enhance growth and shareholder value. These statements are not guarantees of future performance and involve risks, uncertainties and assumptions that are difficult to predict. Therefore, actual outcomes and results may differ materially from what is expressed or forecasted in such forward-looking statements due to numerous factors, risks and uncertainties discussed from time to time in the company’s Securities and Exchange Commission filings and reports, including the company’s Annual Report on Form 10-K for the year ended December 29, 2013 and subsequent filings. You are cautioned not to unduly rely on such forward looking statements when evaluating the information included in this presentation. Such forward-looking statements speak only as of the date on which they are made and the company does not undertake any obligation to update any forward-looking statements to reflect events or circumstances after the date of this presentation.

# A Valued Automotive Product



**Aluminum  
Wheels  
for Light  
Vehicles**



**Safety Critical  
Component**



**Key Driver Interface –  
Ride and Handling**



**Integral to Vehicle  
Styling Appeal**

# Overview

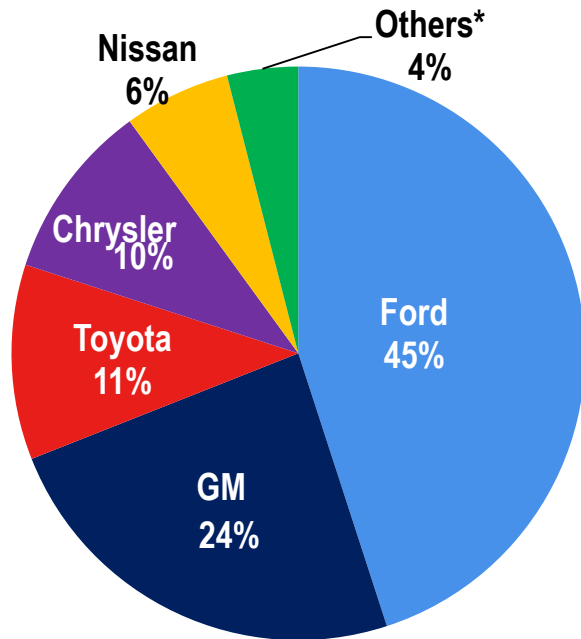


- North American market share and capacity leader in aluminum wheels for light vehicles
- Founded in 1957, NYSE listed in 1969 (“SUP”)
- Five manufacturing facilities with total annual capacity of ~12.0 million wheels - four in Mexico, one in Arkansas
- ~3,200 employees
- 2014 revenue projection of ~\$740 million
- No outstanding debt – cash and S-T investments = \$87M @ 3Q14
- Continuous dividend payout going back to 1982
- Market capitalization ~\$490 million
- Current quarterly dividend \$0.18 / share

# Key Customers

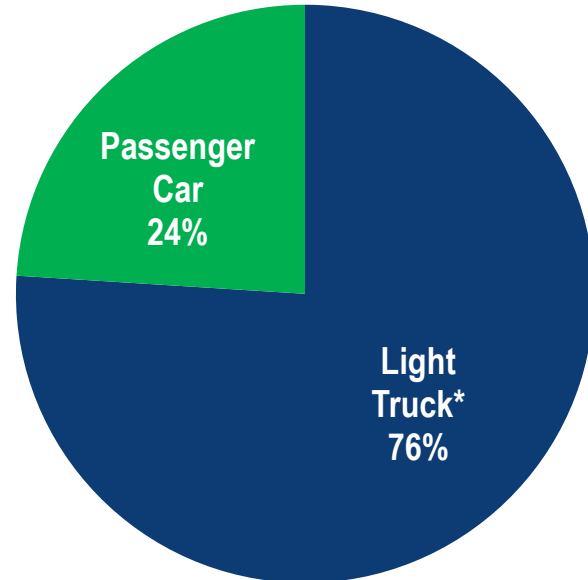


3Q14 YTD - % of Revenue by Customer



\*BMW, Subaru, Tesla, Volkswagen

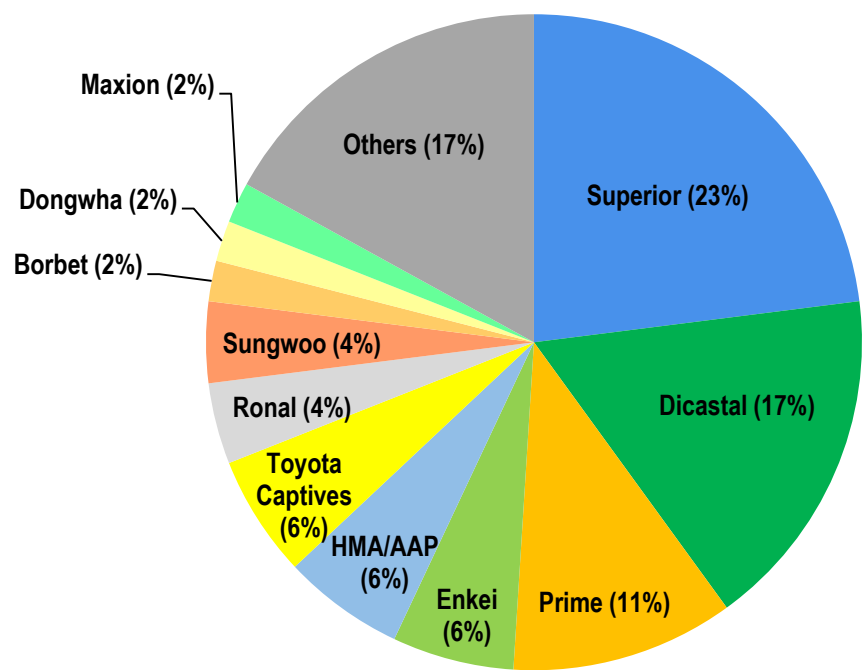
3Q14 YTD - % of Revenue by Vehicle Type



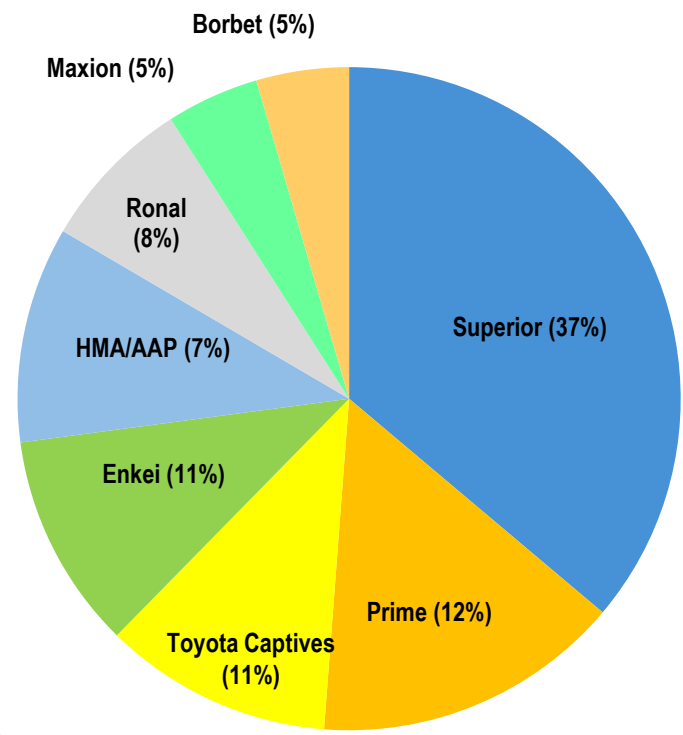
\*Pick-up trucks, vans, SUVs, crossover vehicles

# North American Landscape for Aluminum Wheels

North American Market Share - 2013



North American Production Capacity



Source – Company estimates

- Asian imports represent approximately 40% of North American market
- Superior has largest share of market and production capacity in North America

# 2014 Leadership Change

- **Superior is building on iconic industry brand and reputation established by Louis and Steven Borick**
- **Board has been transformed, with six new directors added to eight-person Board in past six years**
- **Donald J. Stebbins was appointed to serve as Superior's President and CEO, effective May 5, 2014**
- **2014 proxy results affirmed shareholder support for Board and CEO**



# 2H14 Accomplishments

- **Completed Rogers facility closure – production ceased in December 2014**
- **Launched new Mexico facility on schedule and under budget**
- **Completed \$30M share repurchase program in 3Q14**
- **New \$30M share repurchase program announced on October 14, 2014**
- **Announced new \$100M credit facility with \$50M expansion feature in December 2014**
- **Received important customer awards from GM and Nissan**
- **Awarded first 22 inch wheel program**
- **Upgraded management team and approved new compensation plans**



# Commitment to Shareholders

## LTM Return of Capital to Shareholders

	Superior	Peer Average <sup>1,2</sup>	Peer Median <sup>1,2</sup>	Industrial Average <sup>3</sup>
<b>Dividend</b>	<b>3.5%</b>	<b>0.4%</b>	<b>0.5%</b>	<b>3.2%</b>
<b>Repurchase</b>	<b>1.8%</b>	<b>2.9%</b>	<b>1.1%</b>	<b>1.3%</b>
<b>Total</b>	<b>5.3%</b>	<b>3.3%</b>	<b>1.6%</b>	<b>4.5%</b>

## 5-Year Average Return of Capital to Shareholders<sup>4</sup>

	Superior	Peer Average <sup>1,2</sup>	Peer Median <sup>1,2</sup>	Industrial Average <sup>3</sup>
<b>Dividend</b>	<b>4.2%</b>	<b>0.5%</b>	<b>0.2%</b>	<b>1.5%</b>
<b>Repurchase</b>	<b>0.3%</b>	<b>1.5%</b>	<b>0.6%</b>	<b>1.9%</b>
<b>Total</b>	<b>4.5%</b>	<b>2.0%</b>	<b>0.8%</b>	<b>3.4%</b>

Source: UBS; as of July 10, 2014 (updated since proxy filing and reflects updates to information included in Superior's letter to shareholders issued July 8, 2014)

1. Averages and medians exclude Superior
2. Peer group includes Lear, Dana, Visteon, TRW, Magna, Delphi, Borg Warner, Johnson Controls, Shiloh, Linamar, Tenneco, Martinrea, Tower, American Axle and Federal Mogul
3. Industrial average based on Pentair, Roper, Cofax, Ametek, IDEX, Danaher, Ingersoll-Rand, United Technologies, ITW, Parker Hannifin, Honeywell, Emerson and 3M
4. Calculated as a percentage of average market cap throughout each year

# 2015 Strategic Focus

- Enhance global competitiveness of wheel business
- Balance capital allocation to enhance shareholder returns
- Foster culture of innovation and technology
- Improve investor knowledge through improved outreach and communication
- Evaluate all opportunities to enhance growth and shareholder value



New Manufacturing Facility in Mexico

# 2015 Outlook

## Key Metrics

---

**Net Sales / EBITDA Margin**

**Value-Added Sales\* / EBITDA Margin**

**Capital Expenditures**

**Working Capital**

## 2015 Targets

---

\$725 - \$800 million / 100-200 basis point improvement in margin

\$325 - \$360 million / 350-500 basis point improvement in value added margin

\$40 million

Use of approximately \$10 million

\*Value-added Sales excludes aluminum

\*\*Based on IHS Projections

## Underlying Assumptions

---

- North American Light Vehicle Production will increase 2.2% to 17.4 million units\*\*

Non-GAAP Financial Information – We have not quantitatively reconciled differences between value-added sales and EBITDA margins and their corresponding GAAP measures due to the inherent uncertainty regarding variables affecting the comparison of these measures. The magnitude of these differences, however, may be significant.